




3278D DTV (UHF & VHF) Channel Bandpass Filters (Selective)



Microwave Filter Company, Inc.

UHF Channel Bandpass Filter



3278D Series

Series 3278D bandpass filters are available in two, three or four cavity models to provide three different configurations that are increasingly selective. They are used for UHF processor cleanup or for pre-amp protection against overload from strong out-of-band interference. They are factory tuned to a specified UHF channel, but can be factory retuned to any other UHF channel (14 - 36).

	2 Cavity	3 Cavity	4 Cavity
Channel Insertion Loss:	1.0 dB Max	2.0 dB Max	3.0 dB Max
25 dB Typ rejection from Fo:	± 26 MHz	± 11 MHz	± 8 MHz
Return Loss:	14 dB Min		

Mechanical Specifications:

Model 3278(2)D Baseplate Dimensions: 3.8" x 2.4"

Model 3278(3)D Baseplate Dimensions: 5.2" x 2.4"

Model 3278(4)D Baseplate Dimensions: 6.6" x 2.4"

Rack Mount Available Upon Request

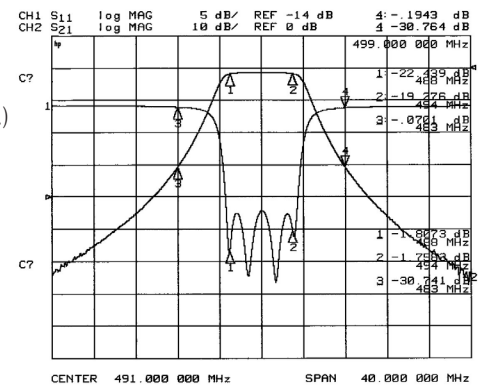
Connectors: F-female (Std.); N, SMA or BNC-female (Opt.)

Impedance: 75 Ohm (Std.); 50 Ohm (Opt.)

Ordering Information:

3278(#)D(X)(Y) - (CH)

- (X) = Female Connector Type
= (No Designation) F
= (B) BNC, (S) SMA or (N) N
- (Y) = Impedance
= (No Designation) 75 Ohm
= (50) 50 Ohm
- (CH) = channel #



Typical Frequency Response of 3278D