

DWR Series Wall Cabinet



Specify a DWR wall cabinet to provide easy rear access while keeping floor areas clear.

This pivoting, sectional wall cabinet is ideal for systems in both secured and non-secured areas. Most versatile wall rack available!!

Structural Features

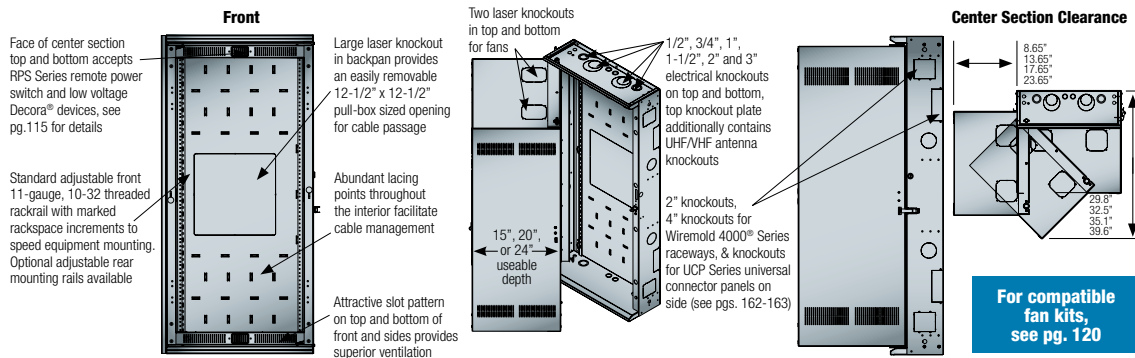
- Patented Tool Free Quick-Mount™ system for easy mounting of the center section to the backpan on the jobsite
- Reversible padlockable center section is keyed differently from optional front door for security
- Unique dual pivot allows reversal of center section opening direction without disassembly!
- Designed for choice of active or passive cooling
- Finished in a durable black textured powder coat

Regulatory / Certifications

- Welded construction: up to a 300 lb. weight capacity, depending on model
- Grounding/bonding stud in top and bottom of center section and backpan facilitates proper grounding & bonding of electronic equipment, as per NEBS & NEC standards
- UL Listed in the US and Canada
- Seismic certified to the following codes and standards: 2007 & 2010 CBC; 2006, 2009 & 2012 IBC; ASCE 7-05 (2005 Edition) & ASCE 7-10 (2010 Edition) and the 2006 & 2009 editions of NFPA 5000 for use in areas of high seismicity – Zone 4 or Seismic Design Category (SDC) “D”. These are designed for Mission Critical and/or High-Importance Installations in locations with the highest level of seismicity and top floor or rooftop installations including those within UBC and CBC Essential facilities or IBC, ASCE 7, and NFPA 5000 Seismic Use Group III facilities. For all codes, the Importance factor (Ip) is 1.5. Seismic Certified load capacity of 140 lbs. when used with DWRSR-ZL Latch.
- GREENGUARD Indoor Air Quality Certified for Children and Schools (the most strict level)

Part #	Fully Assembled with Plexi Front Door Part #*	Racking Height	Overall Height	Useable Depth	Overall Depth	Overall Width*	Weight Capacity
DWR-10-17	DWR-10-17PD	17-1/2" (10 space)	24-1/2"	15"	17"	23-1/2"	200 lbs.
DWR-10-22	DWR-10-22PD	17-1/2" (10 space)	24-1/2"	20"	22"	23-1/2"	200 lbs.
DWR-12-17	DWR-12-17PD	21" (12 space)	28"	15"	17"	23-1/2"	200 lbs.
DWR-12-22	DWR-12-22PD	21" (12 space)	28"	20"	22"	23-1/2"	200 lbs.
DWR-12-26	DWR-12-26PD	21" (12 space)	28"	24"	26"	23-1/2"	200 lbs.
DWR-12-32	-	21" (12 space)	28"	30"	32"	23-1/2"	200 lbs.
DWR-16-17	DWR-16-17PD	28" (16 space)	35"	15"	17"	23-1/2"	200 lbs.
DWR-16-22	DWR-16-22PD	28" (16 space)	35"	20"	22"	23-1/2"	200 lbs.
DWR-18-17	DWR-18-17PD	31-1/2" (18 space)	38-1/2"	15"	17"	23-1/2"	250 lbs.
DWR-18-22	DWR-18-22PD	31-1/2" (18 space)	38-1/2"	20"	22"	23-1/2"	250 lbs.
DWR-18-26	DWR-18-26PD	31-1/2" (18 space)	38-1/2"	24"	26"	23-1/2"	250 lbs.
DWR-18-32	-	31-1/2" (18 space)	38-1/2"	30"	32"	23-1/2"	250 lbs.
DWR-21-17	DWR-21-17PD	36-3/4" (21 space)	43-3/4"	15"	17"	23-1/2"	250 lbs.
DWR-21-22	DWR-21-22PD	36-3/4" (21 space)	43-3/4"	20"	22"	23-1/2"	250 lbs.
DWR-24-17	DWR-24-17PD	42" (24 space)	49"	15"	17"	23-1/2"	300 lbs.
DWR-24-22	DWR-24-22PD	42" (24 space)	49"	20"	22"	23-1/2"	300 lbs.
DWR-24-26	DWR-24-26PD	42" (24 space)	49"	24"	26"	23-1/2"	300 lbs.
DWR-24-32	-	42" (24 space)	49"	30"	32"	23-1/2"	300 lbs.
DWR-35-17	-	61-1/4" (35 space)	68-1/4"	15"	17"	23-1/2"	300 lbs.
DWR-35-22	DWR-35-22PD	61-1/4" (35 space)	68-1/4"	20"	22"	23-1/2"	300 lbs.
DWR-35-26	DWR-35-26PD	61-1/4" (35 space)	68-1/4"	24"	26"	23-1/2"	300 lbs.

DWR Series Wall Cabinet



HOT TIP!

Mounting Power Products in DWR

Mount slim power strips in rear channel of center section to power equipment without wasting any valuable rackspace, or useable depth.



Size	Power Strip	Qty
10-18 space	PD-815SC, PD-815SC-NS	1
21, 24 space	PD-815SC, PD-815SC-NS	1 or 2
35 space	PD-2415SC, PD-2415SC-NS, PD-2420SC-NS	1

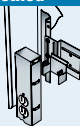
Cover Plate



DWR-CVR
optional cover plate/shelf kit available

Mounting Method

PB-DWR required for mounting PD Series and MPR power strips vertically in backpan



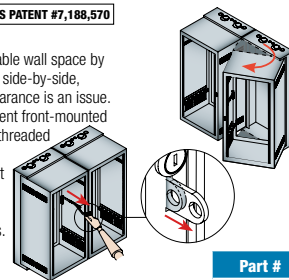
Easy Access Option

US PATENT #7,188,570

Minimum Clearance Latch

Front mounted latch saves valuable wall space by allowing wall racks to be placed side-by-side, in a corner, or wherever side clearance is an issue. To open, simply pull the convenient front-mounted handle. Unlike time-consuming threaded rods, this unique latch provides keylocked security from the front (keyed differently from optional front door). Easy to install; required for seismic installations.

Available only from Middle Atlantic Products!



Part #
DWRSR-ZL

Complete your Rack System with the following options and accessories:



Power Distribution
pgs. 96-117



Thermal Management
pgs. 118-129



Cable Management
pgs. 130-143



Rack Accessories
pgs. 144-169

Rack Options: The options listed below are the most widely used accessories for this series of enclosure but is not inclusive of all available items. For additional options and/or more information on the items listed below reference the Enclosure Options section of the catalog.

Part #	Front Doors				Exhaust Fan Kit	Additional 10-32 Threaded Rackrail
	Solid	Plexi	25% Open Area Perf	64% Open Area Perf		
DWR-10-17	FD-10	PFD-10	VFD-10	LVFD-10	DWR-FK17	DWR-RR10
DWR-10-22	FD-10	PFD-10	VFD-10	LVFD-10	DWR-FK22	DWR-RR10
DWR-12-17	FD-12	PFD-12	VFD-12	LVFD-12	DWR-FK17	DWR-RR12
DWR-12-22	FD-12	PFD-12	VFD-12	LVFD-12	DWR-FK22	DWR-RR12
DWR-12-26	FD-12	PFD-12	VFD-12	LVFD-12	DWR-FK26	DWR-RR12
DWR-12-32	FD-12	PFD-12	VFD-12	LVFD-12	DWR-FK32	DWR-RR12
DWR-16-17	FD-16	PFD-16	VFD-16	LVFD-16	DWR-FK17	DWR-RR16
DWR-16-22	FD-16	PFD-16	VFD-16	LVFD-16	DWR-FK22	DWR-RR16
DWR-18-17	FD-18	PFD-18	VFD-18	LVFD-18	DWR-FK17	DWR-RR18
DWR-18-22	FD-18	PFD-18	VFD-18	LVFD-18	DWR-FK22	DWR-RR18
DWR-18-26	FD-18	PFD-18	VFD-18	LVFD-18	DWR-FK26	DWR-RR18
DWR-18-32	FD-18	PFD-18	VFD-18	LVFD-18	DWR-FK32	DWR-RR18
DWR-21-17	FD-21	PFD-21	VFD-21	LVFD-21	DWR-FK17	DWR-RR21
DWR-21-22	FD-21	PFD-21	VFD-21	LVFD-21	DWR-FK22	DWR-RR21
DWR-24-17	FD-24	PFD-24	VFD-24	LVFD-24	DWR-FK17	DWR-RR24
DWR-24-22	FD-24	PFD-24	VFD-24	LVFD-24	DWR-FK22	DWR-RR24
DWR-24-26	FD-24	PFD-24	VFD-24	LVFD-24	DWR-FK26	DWR-RR24
DWR-24-32	FD-24	PFD-24	VFD-24	LVFD-24	DWR-FK32	DWR-RR24
DWR-35-17	FD-35	PFD-35	VFD-35	LVFD-35	DWR-FK17	DWR-RR35
DWR-35-22	FD-35	PFD-35	VFD-35	LVFD-35	DWR-FK22	DWR-RR35
DWR-35-26	FD-35	PFD-35	VFD-35	LVFD-35	DWR-FK26	DWR-RR35

for more info refer to pgs. 32-37